

# Universal Scaffold Pro

3,05 M Bays | 4 x 18 M



## Specifications

Working Height: 6 m  
Standing Height: 4 m  
Scaffolding Class: 5.0  
Load Capacity: 450 kg/m<sup>2</sup>  
Length: 18 m  
Weight: 2434.82 kg  
Material: Steel  
Colour: Grey  
Certification: EN12810  
Jumbo Brand: PRO SCAFFOLDS

Product no.	DBNumber	EAN Code	Jumbo Brand	Warranty	Net Weight
264018-MTL	2034693		PRO SCAFFOLDS	3 years	2434.82 kg

## Description

The JUMBO Universal Scaffold Pro is a professional solution designed to meet the demands of challenging construction projects. Made from hot-dip galvanised high-quality steel, the scaffold ensures durability and resistance to corrosion.

The scaffolding is very versatile as it can be classified from scaffolding class 2-5 depending on what type of grating, platform etc. that is in use. A Scaffolding will always be classified depending on the lowest classified component.

With 1 m inner columns and 2 m outer columns, combined with 3.00 m lightweight longitudinal beams, this scaffold offers both stability and flexibility. The platforms, made from wood/wood, measure 24.3x220 cm, providing a solid working surface. Additionally, the scaffold is delivered with an extra row of beams for a 1 m lift and aluminium tube fastenings, further enhancing stability. The maximum component weight is 15 kg, making it easier to handle and assemble on-site. The JUMBO Universal Scaffold Pro is ideal for construction projects where both safety and efficiency are paramount.

# Detail Images

## The set consists of

37 PCS	26GS1014	Standard tube	14 PCS	26GS1012	Standard tube
48 PCS	26GS1091-L	Ledger beam - light	28 PCS	26GS1115	Ledger beam
12 PCS	26SKR300	Guardrail single	4 PCS	26SKR160	Guardrail single
4 PCS	26GS1042	Diagonal brace	4 PCS	26GS1041K	Diagonal brace
72 PCS	26ST1102	Wooden grating	14 PCS	26ST1003	Base Jacks
7 PCS	26ST1120	Toeboard bracket	6 PCS	26ST1140	Locking boards
14 PCS	1515060Alu	Tie rod tube	14 PCS	18SFF105	Double coupler
14 PCS	26GS1089	Fixing cramp	14 PCS	26GS1090	Ring bolt

## Spareparts



ALU Locking mechanism  
1600300



Plywood for platforms w/o hatch  
7501780



Hook  
1690050



Storm lock  
1003050231



End piece  
100305023



Screw  
5,5x25 skrue



Pop rivet  
Popnitte6,4x22



Pop rivet  
Popnitte6,4x12



Single Coupler  
18SFS216  
5189340



Bushing  
1400210NY



Top plug for screwjack  
1400211NY



ALU Locking mechanism  
1600300


## Accessories



Wooden grating  
26ST1100  
5033762



Beam rider  
26GS1033  
5033765




Composite Platform  
26ST1107  
1586206



Stairway  
26GS1111  
5033770




Standard tube  
26GS1011  
5033745



Ledger beam - light  
26GS1091-L  
1991012



Diagonal brace  
26GS1041  
5033753



Guardrail double  
26SKRV300  
1526172