

Universal Scaffold Pro

3,05 M Bays | 4 x 9 M



EN12810 PRO 3 YEAR WARRANTY



Specifications

Working Height: 6 m
Standing Height: 4 m
Scaffolding Class: 5.0
Load Capacity: 450 kg/m²
Length: 9 m
Weight: 1276.04 kg
Material: Steel
Colour: Grey
Certification: EN12810
Jumbo Brand: PRO SCAFFOLDS

Product no.	DBNumber	EAN Code	Jumbo Brand	Warranty	Net Weight
264009-MTL	2034688		PRO SCAFFOLDS	3 years	1276.04 kg

Description

The JUMBO Universal Scaffold Pro is a professional solution designed to meet the demands of challenging construction projects. Made from hot-dip galvanised high-quality steel, the scaffold ensures durability and resistance to corrosion.

The scaffolding is very versatile as it can be classified from scaffolding class 2-5 depending on what type of grating, platform etc. that is in use. A Scaffolding will always be classified depending on the lowest classified component.

With 1 m inner columns and 2 m outer columns, combined with 3.00 m lightweight longitudinal beams, this scaffold offers both stability and flexibility. The platforms, made from wood/wood, measure 24.3x220 cm, providing a solid working surface. Additionally, the scaffold is delivered with an extra row of beams for a 1 m lift and aluminium tube fastenings, further enhancing stability. The maximum component weight is 15 kg, making it easier to handle and assemble on-site. The JUMBO Universal Scaffold Pro is ideal for construction projects where both safety and efficiency are paramount.

Detail Images

The set consists of

22 PCS	26GS1014	Standard tube	8 PCS	26GS1012	Standard tube
24 PCS	26GS1091-L	Ledger beam - light	16 PCS	26GS1115	Ledger beam
6 PCS	26SKR300	Guardrail single	4 PCS	26SKR160	Guardrail single
2 PCS	26GS1042	Diagonal brace	2 PCS	26GS1041K	Diagonal brace
36 PCS	26ST1102	Wooden grating	8 PCS	26ST1003	Base Jacks
4 PCS	26ST1120	Toeboard bracket	3 PCS	26ST1140	Locking boards
8 PCS	1515060Alu	Tie rod tube	8 PCS	18SFF105	Double coupler
8 PCS	26GS1089	Fixing clamp	8 PCS	26GS1090	Ring bolt

Spareparts



ALU Locking mechanism
1600300



Plywood for platforms w/o hatch
7501780



Hook
1690050



Storm lock
1003050231



End piece
100305023



Screw
5,5x25 skrue



Pop rivet
Popnitte6,4x22



Pop rivet
Popnitte6,4x12



Single Coupler
18SFS216
5189340



Bushing
1400210NY



Top plug for screwjack
1400211NY



ALU Locking mechanism
1600300


Accessories



Wooden grating
26ST1100
5033762



Beam rider
26GS1033
5033765




Composite Platform
26ST1107
1586206



Stairway
26GS1111
5033770




Standard tube
26GS1011
5033745



Ledger beam - light
26GS1091-L
1991012



Diagonal brace
26GS1041
5033753



Guardrail double
26SKRV300
1526172