

Pro Facade Scaffolds Flex


Aluminium | 6 x 15 m



PRO

10 YEAR WARRANTY

Billede på vej



Specifications

Working Height: 8 m
Standing Height: 6 m
Scaffolding Class: 3.0
Length: 15 m
Weight: 621.24 kg
Material: Aluminium
Colour: Grey
Jumbo Brand: PRO SCAFFOLDS

Product no.	DBNumber	EAN Code	Jumbo Brand	Warranty	Net Weight
216015	5794125		PRO SCAFFOLDS	10 years	621.24 kg

Description

The Pro Flex Facade Scaffold is renowned for having the lightest frames on the market, making it the ideal choice for professionals seeking a combination of strength and light weight. The scaffold is made from aluminium alloy 6005 T6, ensuring high durability and low weight, with tube dimensions of Ø 50 x 2 mm and fully welded frames providing extra stability.

This flexible system offers many options for customization and expansion, making it easy to adjust the scaffold for various tasks. Horizontal braces and diagonals are equipped with impact-resistant, fully welded claws, enhancing the scaffold's robustness and safety.

The JUMBO Scaffolding Platform, supplied with the scaffold, consists of waterproof, non-slip Finnish plywood in pure birch wood, mounted in strong aluminium side-pieces. The platforms are designed with staggered hooks, allowing lengthwise extension without displacement. On the underside of the platform is a patented storm lock, securing the deck and fitting all types of scaffolding.

This set does not include a railing, providing the option to further customize the scaffold to meet specific needs.

Detail Images



High-impact self-locking claws on all horizontal braces and diagonals (tube dimensions: Ø50x2mm). The claws are cast solid quality with fully welded joints.

Fully welded frames

The set consists of

6 PCS	12077200	Bottom frame 2 m	12 PCS	12079200	Top frame 2 m
2 PCS	12074101	Guardrail frame narrow 1 m	31 PCS	1103050	Horizontal brace / diagonal
3 PCS	1103510	Diagonals	13 PCS	1003050	Platform w/o hatch
2 PCS	1003051	Platform w/hatch	3 PCS	1550212	Scaffold Ladders
12 PCS	26ST1002	Base Jacks	3 PCS	1540000	End piece
4 PCS	1540100	Handrail post	32 PCS	1600100	Safety clips
24 PCS	FLB-1	Toeboard clip	12 PCS	26ST1005	Tie rod w/clamp
12 PCS	1590010	Rawplugs	12 PCS	1591010	Eye Screws
1 PCS	mont-FACADE	Assembly instructions Facade scaffolding			

Spareparts



ALU Locking mechanism
1600300



Plywood for platforms w/o hatch
7501780




Hook
1690050




Storm lock
1003050231



End piece
100305023



Screw
5,5x25 skrue




Pop rivet
Popnitte6,4x22




Pop rivet
Popnitte6,4x12



Single Coupler
18SFS216
5189340



Bushing
1400210NY



Top plug for screwjack
1400211NY



ALU Locking mechanism
1600300

Accessories



Wide bottom frame

12135225

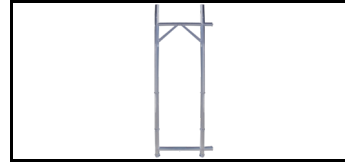
5189254



Open frame

12131200

5189252



Bottom frame 2 m

12077200

5929664



Top frame 2 m

12079200

5929665



Bracket

1520030

5189257



Bracket

1520060

5929687



Bracket

1520060H

5929688



Scaffold Ladders

1550212

5929691