

# Pro Double Tower

250 x 135 cm | 5.2 / 7.2 m



## Specifications

Working Height: 7.2 m  
Standing Height: 5.2 m  
Scaffolding Class: 3.0  
Load Capacity: 200 kg/m<sup>2</sup>  
Length: 250 cm  
Width: 135 cm  
Weight: 181.76 kg  
Material: Aluminium, Veneer  
Colour: Grey  
Castor Size: Ø12,5 cm  
Certification: EN1004  
Jumbo Brand: PRO SCAFFOLDS

Product no.	DBNumber	EAN Code	Jumbo Brand	Warranty	Net Weight
9900-5	5348168		PRO SCAFFOLDS	10 years	181.76 kg

## Description

The JUMBO Scaffolding Pro Double Towers is a versatile and robust aluminium scaffold, specially designed for professional craftsmen who demand high quality and flexibility. This set is configured for either 2m or 4m planking, allowing easy adjustment of platform heights to suit specific tasks.

2m planking: Maximum height to the first platform is 3.40 m, and the distance between subsequent platforms is 2.25 m.

4m planking: Maximum height to the first platform is 4.40 m, with a platform distance of up to 4.00 m.

The scaffolding is built with fully welded joints on all frames, ensuring exceptional strength and stability. The diagonal braces and guardrails are fitted with high-impact claws, all with fully welded joints, providing additional durability.


The platforms are constructed from waterproof and non-slip Finnish birch plywood, mounted in strong aluminium frames. The hooks on the platforms are staggered, allowing for lengthwise extension without displacement. Additionally, the platforms are secured with a patented storm lock underneath, providing added safety.

JUMBO scaffolding is supplied as standard with Ø125 mm castors with brakes. These castors feature a polyurethane coating,

## Detail Images



Non-slip platforms equipped with staggered hooks, which makes lengthwise extension without displacement possible



Placed at each end under the platform, the patented storm locks are used to secure the platform to the scaffold



Fully welded frames




High-impact self-locking claws on all horizontal braces and diagonals (tube dimensions: Ø50x2mm). The claws are cast solid quality with fully welded joints.

## The set consists of

4 PCS	1400125	Castor w/brakes	4 PCS	12135200	Frame 2 m
2 PCS	12135100	Frame 1 m	2 PCS	12135101	Guardrail frame wide
5 PCS	1103050	Horizontal brace / diagonal	9 PCS	1102500	Horizontal brace / diagonal
2 PCS	1002500	Platform w/o hatch	2 PCS	1002501	Platform w/hatch
12 PCS	1600100	Safety clips	8 PCS	FLB-1	Toeboard clip
1 PCS	mont-RULLE	Assembly instructions Rolling scaffold	1 PCS	katalog/avis	JUMBO 2024 product brochure

## Spareparts



ALU Locking mechanism  
1600300



Plywood for platforms w/o hatch  
7502500



Hook  
1690050




Storm lock  
1003050231



End piece  
100305023



Screw  
5,5x25 skruer



Pop rivet  
Popnitte6,4x22



Pop rivet  
Popnitte6,4x12




Bushing  
1400210NY



Top plug for screwjack  
1400211NY

## Accessories



Frame 2 m  
12135200  
7782782



Extensions set for double towers  
b-1  
7782709



Platform Sets w/Railing  
102501BK  
7782725



Toeboard Sets  
1620250b  
5741552



Exchanges castors  
1400204  
7782766



Outrigger  
1410150  
7782741