


Jumbo Rullestillads

250 x 135 cm | 3.2 / 5.2 m



Specifications

Working Height: 5.2 m
Standing Height: 3.2 m
Scaffolding Class: 3.0
Load Capacity: 200 kg/m²
Length: 250 m
Width: 135 cm
Weight: 107.54 kg
Material: Aluminium, Veneer
Colour: Grey
Castor Size: Ø12,5 cm
Certification: EN1004
Jumbo Brand: PRO SCAFFOLDS

Product no.	DBNumber	EAN Code	Jumbo Brand	Warranty	Net Weight
9900	7782642		PRO SCAFFOLDS	10 years	107.54 kg

Description

The JUMBO Scaffolding Pro Double Towers is a versatile and robust aluminium scaffold, specially designed for professional craftsmen who demand high quality and flexibility. This set is configured for either 2m or 4m planking, allowing easy adjustment of platform heights to suit specific tasks.

2m planking: Maximum height to the first platform is 3.40 m, and the distance between subsequent platforms is 2.25 m.

4m planking: Maximum height to the first platform is 4.40 m, with a platform distance of up to 4.00 m.

The scaffolding is built with fully welded joints on all frames, ensuring exceptional strength and stability. The diagonal braces and guardrails are fitted with high-impact claws, all with fully welded joints, providing additional durability.


The platforms are constructed from waterproof and non-slip Finnish birch plywood, mounted in strong aluminium frames. The hooks on the platforms are staggered, allowing for lengthwise extension without displacement. Additionally, the platforms are secured with a patented storm lock underneath, providing added safety.

JUMBO scaffolding is supplied as standard with Ø125 mm castors with brakes. These castors feature a polyurethane coating,

Detail Images



Non-slip platforms equipped with staggered hooks, which makes lengthwise extension without displacement possible



Placed at each end under the platform, the patented storm locks are used to secure the platform to the scaffold



Fully welded frames



High-impact self-locking claws on all horizontal braces and diagonals (tube dimensions: Ø50x2mm). The claws are cast solid quality with fully welded joints.

The set consists of

2 PCS	12135200
2 PCS	12135101
3 PCS	1103050
1 PCS	1002501
8 PCS	1600100
1 PCS	mont-RULLE

Frame 2 m
Guardrail frame wide
Horizontal brace / diagonal
Platform w/hatch
Safety clips
Assembly instructions Rolling scaffold

2 PCS	12135100
5 PCS	1102500
1 PCS	1002500
4 PCS	1400125
4 PCS	FLB-1
1 PCS	katalog/avis

Frame 1 m
Horizontal brace / diagonal
Platform w/o hatch
Castor w/brakes
Toeboard clip
JUMBO 2024 product brochure

Spareparts



ALU Locking mechanism
1600300



Hook
1690050



Storm lock
1003050231



End piece
100305023



Screw
5,5x25 skrue



Pop rivet
Popnitte6,4x22



Pop rivet
Popnitte6,4x12



Bushing
1400210NY



Top plug for screwjack
1400211NY



Plywood for platforms w/o hatch
7502500

Accessories



Toeboard Sets

1620250b

5741552



Exchanges castors

1400204


7782766



Platform Sets w/Railing

102501BK

7782725



Frame 2 m

12135200

7782782



Outrigger

1410150

7782741



Extensions set for double towers

b-1

7782709