

Universal Scaffold Pro

3,05 M Bays | 2 x 18 M



✓ EN12810

PRO

3 YEAR WARRANTY



Specifications

- Working Height: 4 m
- Standing Height: 2 m
- Scaffolding Class: 5.0
- Load Capacity: 450 kg/m²
- Length: 18 m
- Weight: 1976.71 kg
- Material: Steel
- Colour: Grey
- Certification: EN12810
- Jumbo Brand: PRO SCAFFOLDS

Product no.	DBNumber	EAN Code	Jumbo Brand	Warranty	Net Weight
262018-MTL	2034679		PRO SCAFFOLDS	3 years	1976.71 kg

Description

The JUMBO Universal Scaffold Pro is a professional solution designed to meet the demands of challenging construction projects. Made from hot-dip galvanised high-quality steel, the scaffold ensures durability and resistance to corrosion.

The scaffolding is very versatile as it can be classified from scaffolding class 2-5 depending on what type of grating, platform etc. that is in use. A Scaffolding will always be classified depending on the lowest classified component.













With 1 m inner columns and 2 m outer columns, combined with 3.00 m lightweight longitudinal beams, this scaffold offers both stability and flexibility. The platforms, made from wood/wood, measure 24.3x220 cm, providing a solid working surface. Additionally, the scaffold is delivered with an extra row of beams for a 1 m lift and aluminium tube fastenings, further enhancing stability. The maximum component weight is 15 kg, making it easier to handle and assemble on-site. The JUMBO Universal Scaffold Pro is ideal for construction projects where both safety and efficiency are paramount.

Detail Images


The set consists of

23 PCS	26GS1014	Standard tube	7 PCS	26GS1012	Standard tube
36 PCS	26GS1091-L	Ledger beam - light	21 PCS	26GS1115	Ledger beam
12 PCS	26SKR300	Guardrail single	4 PCS	26SKR160	Guardrail single
2 PCS	26GS1042	Diagonal brace	2 PCS	26GS1041K	Diagonal brace
72 PCS	26ST1102	Wooden grating	14 PCS	26ST1003	Base Jacks
7 PCS	26ST1120	Toeboard bracket	6 PCS	26ST1140	Locking boards
7 PCS	1515060Alu	Tie rod tube	7 PCS	18SFF105	Double coupler
7 PCS	26GS1089	Fixing cramp	7 PCS	26GS1090	Ring bolt

Spareparts

			
ALU Locking mechanism 1600300	Plywood for platforms w/o hatch 7501780	Hook 1690050	Storm lock 1003050231
			
End piece 100305023	Screw 5,5x25 skrue	Pop rivet Popnitte6,4x22	Pop rivet Popnitte6,4x12
			
Single Coupler 18SFS216 5189340	Bushing 1400210NY	Top plug for screwjack 1400211NY	ALU Locking mechanism 1600300

Accessories



Wooden grating
26ST1100
5033762




Beam rider
26GS1033
5033765




Composite Platform
26ST1107
1586206



Stairway
26GS1111
5033770




Standard tube
26GS1011
5033745



Ledger beam - light
26GS1091-L
1991012



Diagonal brace
26GS1041
5033753



Guardrail double
26SKRV300
1526172