

Universal Scaffold Pro

2,50 M Bays | 10 x 10 M



Specifications

- Working Height: 12 m
- Standing Height: 10 m
- Scaffolding Class: 5.0
- Load Capacity: 450 kg/m²
- Length: 10 m
- Weight: 2528.8 kg
- Material: Steel
- Colour: Grey
- Certification: EN12810
- Jumbo Brand: PRO SCAFFOLDS

Product no.	DBNumber	EAN Code	Jumbo Brand	Warranty	Net Weight
261012-MT	1953508		PRO SCAFFOLDS	3 years	2528.8 kg

Description

The JUMBO Universal Scaffold Pro is designed for professionals who demand durability and flexibility on the job site. This scaffold is constructed from hot-dip galvanised high-quality steel, ensuring longevity and resistance to corrosion.

The scaffolding is very versatile as it can be classified from scaffolding class 2-5 depending on what type of grating, platform etc. that is in use. A Scaffolding will always be classified depending on the lowest classified component.













It features 1 m inner columns and 2 m outer columns, paired with 2.45 m longitudinal beams. The platforms are made from wood/wood and measure 24.3x220 cm. For additional stability, an extra row of beams is included for a 1 m lift, along with aluminium tube fastenings. The scaffold is delivered with one platform layer, and the components have a maximum weight of 15 kg, making it easy to handle during setup and dismantling. This scaffold is ideal for demanding construction projects where safety and efficiency are paramount.

Detail Images

The set consists of

57 PCS	26GS1014	Standard tube	25 PCS	26GS1012	Standard tube
56 PCS	26GS1092	Ledger beam	35 PCS	26GS1115	Ledger beam
8 PCS	26SKR245	Guardrail single	4 PCS	26SKR160	Guardrail single
10 PCS	26GS1042	Diagonal brace	10 PCS	26GS1043K	Diagonal brace
40 PCS	26ST1102	Wooden grating	10 PCS	26ST1003	Base Jacks
5 PCS	26ST1120	Toeboard bracket	4 PCS	26ST1139	Toeboard
20 PCS	1515060Alu	Tie rod tube	20 PCS	18SFF105	Double coupler
20 PCS	26GS1089	Fixing cramp	20 PCS	26GS1090	Ring bolt

Spareparts

			
ALU Locking mechanism 1600300	Plywood for platforms w/o hatch 7501780	Hook 1690050	Storm lock 1003050231
			
End piece 100305023	Screw 5,5x25 skrue	Pop rivet Popnitte6,4x22	Pop rivet Popnitte6,4x12
			
Single Coupler 18SFS216 5189340	Bushing 1400210NY	Top plug for screwjack 1400211NY	ALU Locking mechanism 1600300

Accessories



Wooden grating
26ST1100
5033762



Beam rider
26GS1033
5033765



Composite Platform
26ST1107
1586206



Stairway
26GS1111
5033770



Standard tube
26GS1011
5033745



Ledger beam - light
26GS1091-L
1991012



Diagonal brace
26GS1041
5033753



Guardrail double
26SKRV300
1526172