

Universal Scaffold Pro

Ergo | Steel | 10 x 9 M



Specifications

- Working Height: 12 m
- Standing Height: 10 m
- Scaffolding Class: 5.0
- Load Capacity: 450 kg/m²
- Length: 9 m
- Weight: 2102.08 kg
- Material: Steel
- Colour: Grey
- Certification: EN12810
- Jumbo Brand: PRO SCAFFOLDS

Product no.	DBNumber	EAN Code	Jumbo Brand	Warranty	Net Weight
261009-M	1537409		PRO SCAFFOLDS	3 years	2102.08 kg

Description













- The JUMBO Universal Scaffold Pro with carpenter setup is designed to meet the high standards that professional craftsmen demand from their equipment. The scaffold is made of hot-dip galvanised high-quality steel, ensuring durability and robustness in demanding work environments.
- The scaffolding is very versatile as it can be classified from scaffolding class 2-5 depending on what type of grating, platform etc. that is in use. A Scaffolding will always be classified depending on the lowest classified component.
- The scaffold is constructed with 1 m internal columns, providing additional support and stability. It features wood/plastic ergonomic planks measuring 36.5x220 cm, offering a secure and comfortable working surface. For added strength, an extra row of beams is included, and the setup is secured with aluminium pipe fastenings.
- The JUMBO Universal Scaffold Pro is supplied with one layer of planks, making it ready for use in a wide range of construction projects where safety and ergonomics are paramount.

Detail Images

The set consists of

42 PCS	26GS1014	Standard tube	4 PCS	26GS1012	Standard tube
12 PCS	26GS1011	Standard tube	42 PCS	26GS1091	Ledger beam
38 PCS	26GS1115	Ledger beam	6 PCS	26SKR300	Guardrail single
4 PCS	26SKR160	Guardrail single	5 PCS	26GS1042	Diagonal brace
5 PCS	26GS1041	Diagonal brace	24 PCS	26ST1105	Wooden grating
8 PCS	26ST1003	Base Jacks	4 PCS	26ST1120	Toeboard bracket
3 PCS	26ST1140	Locking boards	16 PCS	1515060Alu	Tie rod tube
16 PCS	18SFF105	Double coupler	16 PCS	26GS1089	Fixing cramp
16 PCS	26GS1090	Ring bolt			

Spareparts

			
ALU Locking mechanism 1600300	Plywood for platforms w/o hatch 7501780	Hook 1690050	Storm lock 1003050231
			
End piece 100305023	Screw 5,5x25 skrue	Pop rivet Popnitte6,4x22	Pop rivet Popnitte6,4x12
			
Single Coupler 18SFS216 5189340	Bushing 1400210NY	Top plug for screwjack 1400211NY	ALU Locking mechanism 1600300

Accessories



Wooden grating
26ST1100
5033762



Beam rider
26GS1033
5033765



Composite Platform
26ST1107
1586206



Stairway
26GS1111
5033770



Standard tube
26GS1011
5033745



Ledger beam - light
26GS1091-L
1991012



Diagonal brace
26GS1041
5033753



Guardrail double
26SKRV300
1526172