

Pro Single Tower


250 x 74 cm | 8.2 / 10.2 m | 2M



✓ EN1004

PRO

10 YEAR WARRANTY



Specifications

- Working Height: 10.2 m
- Standing Height: 8.2 m
- Scaffolding Class: 3.0
- Load Capacity: 200 kg/m²
- Length: 250 cm
- Width: 74 cm
- Weight: 226.6 kg
- Material: Aluminium, Veneer
- Colour: Grey
- Castor Size: Ø12,5 cm
- Certification: EN1004
- Jumbo Brand: PRO SCAFFOLDS

Product no.	DBNumber	EAN Code	Jumbo Brand	Warranty	Net Weight
7900-8-T	2271147		PRO SCAFFOLDS	10 years	226.6 kg

Description

The JUMBO Scaffolding Pro Single Tower is a professional and flexible aluminium scaffold, specifically designed for 2 m planking. This scaffold is ideal for professional craftsmen who require stability and flexibility in their daily tasks.

2 m planking: Maximum height to the first platform is 3.40 m, and the distance between subsequent platforms is 2.25 m, making it suitable for tasks that require precise working levels.

The scaffold is constructed with fully welded joints on all frames, ensuring additional strength and stability during use. Diagonal braces and guardrails are equipped with high-impact, fully cast claws, which also feature fully welded joints, providing extra robustness.


The platforms are made from waterproof, non-slip Finnish birch plywood, mounted in strong aluminium frames. The platforms feature staggered hooks, allowing for extension without displacement, and are secured with a patented storm lock underneath, providing extra safety.

As standard, JUMBO Scaffolding comes with Ø125 mm castors with brakes. The castors are coated with polyurethane, ensuri

Detail Images



Non-slip platforms equipped with staggered hooks, which makes lengthwise extension without displacement possible



Placed at each end under the platform, the patented storm locks are used to secure the platform to the scaffold



Fully welded frames




High-impact self-locking claws on all horizontal braces and diagonals (tube dimensions: Ø50x2mm). The claws are cast solid quality with fully welded joints.


The set consists of

4 STK	1002501	Platform w/hatch	17 STK	1102500	Horizontal brace / diagonal
8 STK	1103050	Horizontal brace / diagonal	4 STK	1400125	Castor w/brakes
18 STK	1600100	Safety clips	2 STK	12074100	Frame 1 m
2 STK	12074101	Guardrail frame narrow 1 m	7 STK	12074200	Frame 2 m
16 STK	FLB-1	Toeboard clip	1 STK	mont-RULLE	Assembly instructions Rolling scaffold
1 STK	katalog/avis	JUMBO 2024 product brochure			

Spareparts



Accessories



Exchanges castors
1400204
7782766



Frame 2 m
12074200
7782808



Extensions set for single towers
s-1
7782717



Platform Sets w/Railing
102501sk
7782733



Read in the description what the set consists of
1620250s
5741564



Outrigger
1410250
7782758