

Universal Scaffold Pro

Ergo | Steel | 2 x 15 M



Specifications

Working Height: 4 m
Standing Height: 2 m
Scaffolding Class: 5.0
Length: 15 m
Weight: 1633.18 kg
Material: Steel
Colour: Grey
Load Capacity: 450 kg/m²
Certification: EN12810
Jumbo Brand: PRO SCAFFOLDS

Product no.	DBNumber	EAN Code	Jumbo Brand	Warranty	Net Weight
262015-M	1535227		PRO SCAFFOLDS	3 years	1633.18 kg

Description

The JUMBO Universal Scaffold Pro with carpenter setup is designed to meet the high standards that professional craftsmen demand from their equipment. The scaffold is made of hot-dip galvanised high-quality steel, ensuring durability and robustness in demanding work environments.

The scaffolding is very versatile as it can be classified from scaffolding class 2-5 depending on what type of grating, platform etc. that is in use. A Scaffolding will always be classified depending on the lowest classified component.

The scaffold is constructed with 1 m internal columns, providing additional support and stability. It features wood/plastic ergonomic planks measuring 36.5x220 cm, offering a secure and comfortable working surface. For added strength, an extra row of beams is included, and the setup is secured with aluminium pipe fastenings.













The JUMBO Universal Scaffold Pro is supplied with one layer of planks, making it ready for use in a wide range of construction projects where safety and ergonomics are paramount.

Detail Images

The set consists of

14 STK	26GS1014	Standard tube	6 STK	26GS1011	Standard tube
30 STK	26GS1091	Ledger beam	18 STK	26GS1115	Ledger beam
10 STK	26SKR300	Guardrail single	4 STK	26SKR160	Guardrail single
2 STK	26GS1042	Diagonal brace	2 STK	26GS1041	Diagonal brace
40 STK	26ST1105	Wooden grating	12 STK	26ST1003	Base Jacks
6 STK	26ST1120	Toeboard bracket	5 STK	26ST1140	Locking boards
6 STK	1515060Alu	Tie rod tube	6 STK	18SFF105	Double coupler
6 STK	26GS1089	Fixing cramp	6 STK	26GS1090	Ring bolt

Spareparts

			
ALU Locking mechanism 1600300	Plywood for platforms w/o hatch 7501780	Hook 1690050	Storm lock 1003050231
			
End piece 100305023	Screw 5,5x25 skrue	Pop rivet Popnitte6,4x22	Pop rivet Popnitte6,4x12
			
Single Coupler 18SFS216 5189340	Bushing 1400210NY	Top plug for screwjack 1400211NY	ALU Locking mechanism 1600300

Accessories



Wooden grating
26ST1100
5033762



Beam rider
26GS1033
5033765



Composite Platform
26ST1107
1586206



Stairway
26GS1111
5033770



Standard tube
26GS1011
5033745



Ledger beam - light
26GS1091-L
1991012



Diagonal brace
26GS1041
5033753



Guardrail double
26SKRV300
1526172