

# Pro Double Towers

305 x 135 cm | 6.2 / 8.2 m



✓ EN1004

PRO

10 YEAR WARRANTY



## Specifications

- Working Height: 8.2 m
- Standing Height: 6.2 m
- Scaffolding Class: 3.0
- Load Capacity: 200 kg/m²
- Length: 305 cm
- Width: 135 cm
- Weight: 122.44 kg
- Material: Aluminium, Veneer
- Colour: Grey
- Castor Size: Ø12,5 cm
- Certification: EN1004
- Jumbo Brand: PRO SCAFFOLDS

Product no.	DBNumber	EAN Code	Jumbo Brand	Warranty	Net Weight
99305-6	5348172		PRO SCAFFOLDS	10 years	122.44 kg

## Description

The JUMBO Scaffolding Pro Double Towers is a professional-grade aluminium scaffold, specially designed for 4m planking. Built to withstand the rigorous demands of professional craftsmen, it offers durability and flexibility for larger projects.

4m planking: Maximum height to the first platform is 4.40 m, and the distance between subsequent platforms can be up to 4.00 m, making it ideal for taller workspaces and construction projects.

The scaffold is built with fully welded joints on all frames, ensuring maximum strength and stability during use. Diagonal braces and guardrails are fitted with high-impact, fully cast claws, with fully welded joints for added safety and durability.

The platforms are made from waterproof, non-slip Finnish birch plywood, mounted in sturdy aluminium frames. The staggered hooks on the platforms allow for lengthwise extension without displacement. Additionally, the platforms are secured with a patented storm lock underneath, which prevents accidental movement and is compatible with all types of scaffolding.

As standard, JUMBO Scaffolding is supplied with extra-sturdy Ø125 mm castors with brakes, ensuring stability during movement and setup. The castors are coated with polyurethane, providing high wear resistance and solvent resistance. There

## Detail Images



Non-slip platforms equipped with staggered hooks, which makes lengthwise extension without displacement possible



Placed at each end under the platform, the patented storm locks are used to secure the platform to the scaffold



Fully welded frames



High-impact self-locking claws on all horizontal braces and diagonals (tube dimensions: Ø50x2mm). The claws are cast solid quality with fully welded joints.

## The set consists of

4 STK	1400125	Castor w/brakes	5 STK	12135200	Frame 2 m
2 STK	12135100	Frame 1 m	2 STK	12135101	Guardrail frame wide
6 STK	1103510	Diagonals	9 STK	1103050	Horizontal brace / diagonal
2 STK	1003051	Platform w/hatch	2 STK	1003050	Platform w/o hatch
14 STK	1600100	Safety clips	8 STK	FLB-1	Toeboard clip
1 STK	mont-RULLE	Assembly instructions Rolling scaffold	1 STK	katalog/avis	JUMBO 2024 product brochure

## Spareparts



ALU Locking mechanism  
1600300



Plywood for platforms w/o hatch  
7501780



Hook  
1690050



Storm lock  
1003050231



End piece  
100305023



Screw  
5,5x25 skrue




Pop rivet  
Popnitte6,4x22



Pop rivet  
Popnitte6,4x12



Single Coupler  
18SFS216  
5189340




Bushing  
1400210NY



Top plug for screwjack  
1400211NY

## Accessories



Frame 2 m  
12135200  
7782782




Extensions set for double  
towers  
b-1305  
5929673



Platform Sets w/Railing  
103051BK  
5741562



Toeboard Sets  
1620305b  
5741553



Exchanges castors  
1400204  
7782766



Outrigger  
1410250  
7782758