


Pro Double Towers

250 x 135 cm | 8.2 / 10.2 m



✓ EN1004

PRO

10 YEAR WARRANTY



Specifications

- Working Height: 10.2 m
- Standing Height: 8.2 m
- Scaffolding Class: 3.0
- Load Capacity: 200 kg/m²
- Length: 250 cm
- Width: 135 cm
- Weight: 107.54 kg
- Material: Aluminium, Veneer
- Colour: Grey
- Castor Size: Ø12,5 cm
- Certification: EN1004
- Jumbo Brand: PRO SCAFFOLDS

Product no.	DBNumber	EAN Code	Jumbo Brand	Warranty	Net Weight
9900-8	5741570		PRO SCAFFOLDS	10 years	107.54 kg

Description

The JUMBO Scaffolding Pro Double Towers is a professional-grade aluminium scaffold, specially designed for 4m planking. Built to withstand the rigorous demands of professional craftsmen, it offers durability and flexibility for larger projects.

4m planking: Maximum height to the first platform is 4.40 m, and the distance between subsequent platforms can be up to 4.00 m, making it ideal for taller workspaces and construction projects.

The scaffold is built with fully welded joints on all frames, ensuring maximum strength and stability during use. Diagonal braces and guardrails are fitted with high-impact, fully cast claws, with fully welded joints for added safety and durability.

The platforms are made from waterproof, non-slip Finnish birch plywood, mounted in sturdy aluminium frames. The staggered hooks on the platforms allow for lengthwise extension without displacement. Additionally, the platforms are secured with a patented storm lock underneath, which prevents accidental movement and is compatible with all types of scaffolding.

As standard, JUMBO Scaffolding is supplied with extra-sturdy Ø125 mm castors with brakes, ensuring stability during movement and setup. The castors are coated with polyurethane, providing high wear resistance and solvent resistance. There

Detail Images



Non-slip platforms equipped with staggered hooks, which makes lengthwise extention without displacement possible



Placed at each end under the platform, the patented storm locks are used to secure the platform to the scaffold



Fully welded frames



High-impact self-locking claws on all horizontal braces and diagonals (tube dimensions: Ø50x2mm). The claws are cast solid quality with fully welded joints.


The set consists of

2 STK	1002500	Platform w/o hatch	2 STK	1002501	Platform w/hatch
9 STK	1102500	Horizontal brace / diagonal	8 STK	1103050	Horizontal brace / diagonal
4 STK	1400125	Castor w/brakes	18 STK	1600100	Safety clips
2 STK	12135100	Frame 1 m	2 STK	12135101	Guardrail frame wide
7 STK	12135200	Frame 2 m	8 STK	FLB-1	Toeboard clip
1 STK	mont-RULLE	Assembly instructions Rolling scaffold	1 STK	katalog/avis	JUMBO 2024 product brochure

Spareparts



ALU Locking mechanism
1600300



Plywood for platforms w/o hatch
7501780



Hook
1690050



Storm lock
1003050231



End piece
100305023



Screw
5,5x25 skrue



Pop rivet
Popnitte6,4x22



Pop rivet
Popnitte6,4x12



Single Coupler
18SFS216
5189340




Bushing
1400210NY



Top plug for screwjack
1400211NY

Accessories



Frame 2 m
12135200
7782782




Extensions set for double
towers
b-1
7782709



Platform Sets w/Railing
102501BK
7782725



Toeboard Sets
1620250b
5741552



Exchanges castors
1400204
7782766



Outrigger
1410250
7782758