



Pro Double Tower

178 x 135 cm | 8.2 / 10.2 m | 2M



✓ EN1004

PRO

10 YEAR WARRANTY

Specifications

Working Height: 10.2 m
Standing Height: 8.2 m
Scaffolding Class: 3.0
Length: 178
Weight: 269.5 kg
Width: 135 cm
Material: Aluminium,Veneer
Colour: Grey
Castor Size: Ø12,5 cm
Load Capacity: 200 kg/m²
Certification: EN1004
Jumbo Brand: PRO SCAFFOLDS

Product no.	DBNumber	EAN Code	Jumbo Brand	Warranty	Net Weight
9978-8-T	2272309		PRO SCAFFOLDS	10 years	269.5 kg

Description

The JUMBO Scaffolding Pro Double Towers is a versatile and robust aluminium scaffold, specially designed for professional craftsmen who demand high quality and flexibility. This set is configured for either 2m or 4m planking, allowing easy adjustment of platform heights to suit specific tasks.

2m planking: Maximum height to the first platform is 3.40 m, and the distance between subsequent platforms is 2.25 m.

4m planking: Maximum height to the first platform is 4.40 m, with a platform distance of up to 4.00 m.

The scaffolding is built with fully welded joints on all frames, ensuring exceptional strength and stability. The diagonal braces and guardrails are fitted with high-impact claws, all with fully welded joints, providing additional durability.

The platforms are constructed from waterproof and non-slip Finnish birch plywood, mounted in strong aluminium frames. The hooks on the platforms are staggered, allowing for lengthwise extension without displacement. Additionally, the platforms are secured with a patented storm lock underneath, providing added safety.

JUMBO scaffolding is supplied as standard with Ø125 mm castors with brakes. These castors feature a polyurethane coating,

Detail Images



Non-slip platforms equipped with staggered hooks, which makes lengthwise extension without displacement possible



Placed at each end under the platform, the patented storm locks are used to secure the platform to the scaffold



Fully welded frames



High-impact self-locking claws on all horizontal braces and diagonals (tube dimensions: Ø50x2mm). The claws are cast solid quality with fully welded joints.


The set consists of

4 STK	1001780	Platform w/o hatch	4 STK	1001781	Platform w/hatch
17 STK	1101780	Horizontal brace	8 STK	1102500	Horizontal brace / diagonal
4 STK	1400125	Castor w/brakes	18 STK	1600100	Safety clips
2 STK	12135100	Frame 1 m	2 STK	12135101	Guardrail frame wide
7 STK	12135200	Frame 2 m	16 STK	FLB-1	Toeboard clip
1 STK	mont-RULLE	Assembly instructions Rolling scaffold	1 STK	katalog/avis	JUMBO 2024 product brochure

Spareparts



Accessories



Frame 2 m
12135200
7782782



Extensions set for double towers
b-1178
5929672



Platform Sets w/Railing
101781bk
5929706



Toeboard Sets
1620178b
5741567



Exchanges castors
1400204
7782766



Outrigger
1410250
7782758