

Pro Double Tower


305 x 135 cm | 5.2 / 7.2 m



✓ EN1004

PRO

10 YEAR WARRANTY



Specifications

- Working Height: 7.2 m
- Standing Height: 5.2 m
- Scaffolding Class: 3.0
- Length: 305 cm
- Weight: 210.66 kg
- Width: 135 cm
- Material: Aluminium,Veneer
- Colour: Grey
- Castor Size: Ø12,5 cm
- Load Capacity: 200 kg/m²
- Certification: EN1004
- Jumbo Brand: PRO SCAFFOLDS

Product no.	DBNumber	EAN Code	Jumbo Brand	Warranty	Net Weight
99305-5	5348171		PRO SCAFFOLDS	10 years	210.66 kg

Description

The JUMBO Scaffolding Pro Double Towers is a versatile and robust aluminium scaffold, specially designed for professional craftsmen who demand high quality and flexibility. This set is configured for either 2m or 4m planking, allowing easy adjustment of platform heights to suit specific tasks.

2m planking: Maximum height to the first platform is 3.40 m, and the distance between subsequent platforms is 2.25 m.

4m planking: Maximum height to the first platform is 4.40 m, with a platform distance of up to 4.00 m.

The scaffolding is built with fully welded joints on all frames, ensuring exceptional strength and stability. The diagonal braces and guardrails are fitted with high-impact claws, all with fully welded joints, providing additional durability.


The platforms are constructed from waterproof and non-slip Finnish birch plywood, mounted in strong aluminium frames. The hooks on the platforms are staggered, allowing for lengthwise extension without displacement. Additionally, the platforms are secured with a patented storm lock underneath, providing added safety.

JUMBO scaffolding is supplied as standard with Ø125 mm castors with brakes. These castors feature a polyurethane coating,

Detail Images



Non-slip platforms equipped with staggered hooks, which makes lengthwise extension without displacement possible



Placed at each end under the platform, the patented storm locks are used to secure the platform to the scaffold



Fully welded frames



High-impact self-locking claws on all horizontal braces and diagonals (tube dimensions: Ø50x2mm). The claws are cast solid quality with fully welded joints.


The set consists of

4 STK	1400125	Castor w/brakes	4 STK	12135200	Frame 2 m
2 STK	12135100	Frame 1 m	2 STK	12135101	Guardrail frame wide
5 STK	1103510	Diagonals	9 STK	1103050	Horizontal brace / diagonal
2 STK	1003050	Platform w/o hatch	2 STK	1003051	Platform w/hatch
12 STK	1600100	Safety clips	8 STK	FLB-1	Toeboard clip
1 STK	mont-RULLE	Assembly instructions Rolling scaffold	1 STK	katalog/avis	JUMBO 2024 product brochure

Spareparts



ALU Locking mechanism
1600300



Plywood for platforms w/o hatch
7503050



Hook
1690050



Storm lock
1003050231



End piece
100305023



Screw
5,5x25 skrue



Pop rivet
Popnitte6,4x22



Pop rivet
Popnitte6,4x12



Single Coupler
18SFS216
5189340




Bushing
1400210NY



Top plug for screwjack
1400211NY

Accessories



Frame 2 m
12135200
7782782




Extensions set for double
towers
b-1305
5929673



Platform Sets w/Railing
103051BK
5741562



Toeboard Sets
1620305b
5741553



Exchanges castors
1400204
7782766



Outrigger
1410150
7782741