

# Pro Facade Scaffolds Superflex

Aluminium | 1,8 x 15 m



## Specifications

Working Height: 3.8 m  
Standing Height: 1.8 m  
Scaffolding Class: 3.0  
Length: 15 m  
Weight: 245.24 kg  
Material: Aluminium  
Colour: Grey  
Certification: EN12810  
Jumbo Brand: PRO SCAFFOLDS



| Product no. | DBNumber | EAN Code | Jumbo Brand   | Warranty | Net Weight |
|-------------|----------|----------|---------------|----------|------------|
| 211815s     | 1270920  |          | PRO SCAFFOLDS | 10 years | 245.24 kg  |

## Description

The Pro Facade Scaffolds Superflex is designed to meet the needs of professional craftsmen who require both strength and flexibility in their scaffolding system. The scaffold features strong and lightweight frames made from aluminum alloy 6005 T6, providing an optimal combination of high strength and low weight.

The frames are constructed with Ø50x4mm tubes and are fully welded, ensuring a stable and secure structure. This construction makes the scaffold ideal for demanding tasks where reliability is crucial.

Diagonals and handrails are equipped with impact-resistant, fully welded claws, further enhancing the durability and safety of the scaffold. This makes the Superflex system particularly suitable for both small and large construction projects.

The system is extremely flexible and offers many customization options, making it easy to adjust the scaffold to different needs on the job site. Additionally, it is quick and easy to assemble and disassemble, saving time and increasing efficiency.













The scaffold is supplied with JUMBO Scaffolding Platforms, which combine aluminum and waterproof plywood, ensuring a safe

# Detail Images





## The set consists of

|        |           |                             |       |          |                  |
|--------|-----------|-----------------------------|-------|----------|------------------|
| 6 STK  | 12079200s | Frame 2 m                   | 6 STK | 1100691  | Horizontal brace |
| 5 STK  | 1103050   | Horizontal brace / diagonal | 1 STK | 1103510  | Diagonals        |
| 5 STK  | 1003050   | Platform w/o hatch          | 1 STK | 1550212  | Scaffold Ladders |
| 12 STK | 26ST1003  | Base Jacks                  | 4 STK | 26ST1005 | Tie rod w/clamp  |
| 4 STK  | 1591010   | Eye Screws                  | 4 STK | 1590010  | Rawplugs         |

## Spareparts

|  |   |  |   |
|--|---|--|---|
|   |   |   |   |
| ALU Locking mechanism<br>1600300   | Plywood for platforms w/o hatch<br>7501780  | Hook<br>1690050  | Storm lock<br>1003050231  |
|  |  |  |  |
| End piece<br>100305023   | Screw<br>5,5x25 skrue   | Pop rivet<br>Popnitte6,4x22  | Pop rivet<br>Popnitte6,4x12   |
|  |  |  |  |
| Single Coupler<br>18SFS216<br>5189340  | Bushing<br>1400210NY  | Top plug for screwjack<br>1400211NY  | ALU Locking mechanism<br>1600300  |

## Accessories

|  |   |  |   |
|--|---|--|---|
|  |  |  |  |
| Frame 2 m<br>12079200s<br>1252848  | Frame 1 m<br>12079100s<br>1252849   | Frame 75 cm<br>12079075s<br>1252850  | Frame 50 cm<br>12079050s<br>1252851   |



Wide bottom frame  
12135225  
5189254



Bracket  
1520060  
5929687



Bracket  
1520060hs  
1252857



Scaffold Ladders  
1550212  
5929691