

# Pro Double Tower

178 x 135 cm | 3.2 / 5.2 m



✓ EN1004

PRO

10 YEAR WARRANTY



## Specifications

- Working Height: 5.2 m
- Standing Height: 3.2 m
- Scaffolding Class: 3.0
- Length: 178 cm
- Weight: 95.24 kg
- Width: 135 cm
- Material: Aluminium,Veneer
- Colour: Grey
- Castor Size: Ø12,5 cm
- Load Capacity: 200 kg/m²
- Certification: EN1004
- Jumbo Brand: PRO SCAFFOLDS

| Product no. | DBNumber | EAN Code | Jumbo Brand   | Warranty | Net Weight |
|-------------|----------|----------|---------------|----------|------------|
| 9978        | 5733443  |          | PRO SCAFFOLDS | 10 years | 95.24 kg   |

## Description

The JUMBO Scaffolding Pro Double Towers is a versatile and robust aluminium scaffold, specially designed for professional craftsmen who demand high quality and flexibility. This set is configured for either 2m or 4m planking, allowing easy adjustment of platform heights to suit specific tasks.

2m planking: Maximum height to the first platform is 3.40 m, and the distance between subsequent platforms is 2.25 m.  
4m planking: Maximum height to the first platform is 4.40 m, with a platform distance of up to 4.00 m.

The scaffolding is built with fully welded joints on all frames, ensuring exceptional strength and stability. The diagonal braces and guardrails are fitted with high-impact claws, all with fully welded joints, providing additional durability.


The platforms are constructed from waterproof and non-slip Finnish birch plywood, mounted in strong aluminium frames. The hooks on the platforms are staggered, allowing for lengthwise extension without displacement. Additionally, the platforms are secured with a patented storm lock underneath, providing added safety.

JUMBO scaffolding is supplied as standard with Ø125 mm castors with brakes. These castors feature a polyurethane coating,

## Detail Images



Non-slip platforms equipped with staggered hooks, which makes lengthwise extension without displacement possible



Placed at each end under the platform, the patented storm locks are used to secure the platform to the scaffold



Fully welded frames



High-impact self-locking claws on all horizontal braces and diagonals (tube dimensions: Ø50x2mm). The claws are cast solid quality with fully welded joints.


## The set consists of

|       |            |  |       |              |                             |
|-------|------------|--|-------|--------------|-----------------------------|
| 2 STK | 12135200   | Frame 2 m                              | 2 STK | 12135100     | Frame 1 m                   |
| 2 STK | 12135101   | Guardrail frame wide                   | 5 STK | 1101780      | Horizontal brace            |
| 3 STK | 1102500    | Horizontal brace / diagonal            | 1 STK | 1001780      | Platform w/o hatch          |
| 1 STK | 1001781    | Platform w/hatch                       | 4 STK | 1400125      | Castor w/brakes             |
| 8 STK | 1600100    | Safety clips                           | 4 STK | FLB-1        | Toeboard clip               |
| 1 STK | mont-RULLE | Assembly instructions Rolling scaffold | 1 STK | katalog/avis | JUMBO 2024 product brochure |

## Spareparts



ALU Locking mechanism  
1600300



Plywood for platforms w/o hatch  
7501780



Hook  
1690050



Storm lock  
1003050231



End piece  
100305023



Screw  
5,5x25 skrue



Pop rivet  
Popnitte6,4x22



Pop rivet  
Popnitte6,4x12



Single Coupler  
18SFS216  
5189340




Bushing  
1400210NY



Top plug for screwjack  
1400211NY

## Accessories



Frame 2 m  
12135200  
7782782



Extensions set for double  
towers  
b-1178  
5929672



Platform Sets w/Railing  
101781bk  
5929706



Toeboard Sets  
1620178b  
5741567



Exchanges castors  
1400204  
7782766



Outrigger  
1410150  
7782741